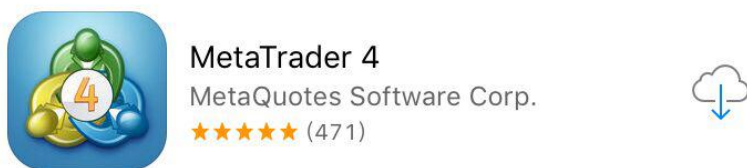



## 如何登录 FA Markets IOS 交易终端

### 1.通过 App Store


打开 iPhone/iPad 里的 App Store，搜索“MetaTrader 4”；或 [点击这里](#)，打开下载连接，然后在您的 IOS 设备中安装此软件。



2.安装完成后，点击桌面 MetaTrader 4 图标进入 APP

现在您将被提示选择登录已有或者是建立一个模拟账户

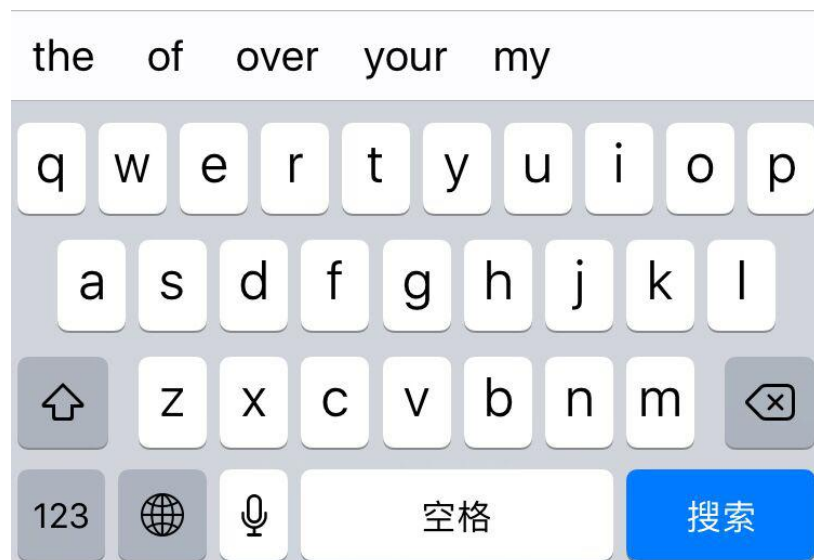
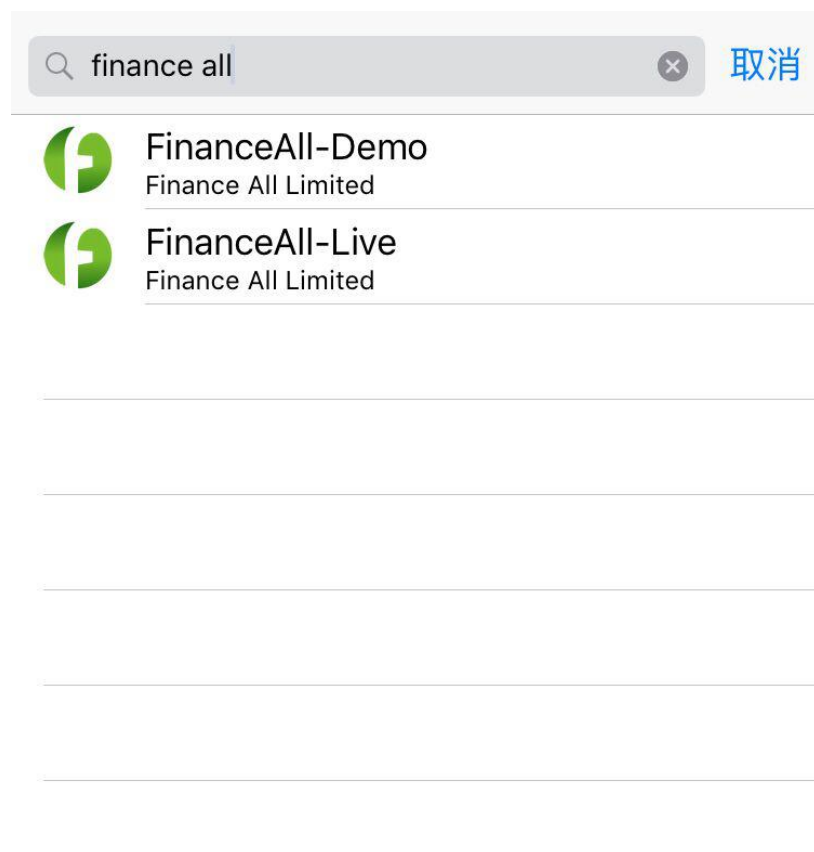
点击“登录现有账户”或者是“打开模拟账户”，一个新的窗口将被打开



3.在搜索文件中进入 finance all

如果您要用模拟账户点击 FinanceAll-Demo ，如果您要用真实账户，点击

FinanceAll-Live。



4.选择真实账户，点击 FinanceAll-Live，

输入登录名，输入密码，点击右上角登录。

The screenshot shows the login interface for FinanceAll-Live. At the top, there is a back arrow on the left, the title '登录' in the center, and a '登录' button on the right. Below the title bar is a header section with the FinanceAll-Live logo and the text 'FinanceAll-Live Finance All Limited'. The main content area contains three input fields: '登录' with the value '900789', '密码' with masked characters, and '保存密码' with a toggle switch turned on. A keyboard is visible at the bottom of the screen.

#### FA Markets 苹果 IOS 交易终端技术要求

适用于 Apple(苹果)iPhone 手机或 iPad 平板电脑,支持 iOS 5.0 或更高版本